

GENERAL FEATURES

- Longer cycle life: special paste formula, over dimensioned negative plate, optimized manufacturing process, additives for deep discharge.
- Special separators boost up the battery internal performance.
- Using oxygen recombination technology, maintenance-free and little water losing.
- Used patented GEL electrolyte, particularly designed for Solar energy system.
- Designed to have a lifespan of 12 years for float charging at 25°C
- High strength ABS battery container (Flame Retardent ABS container is optional)



APPLICATIONS

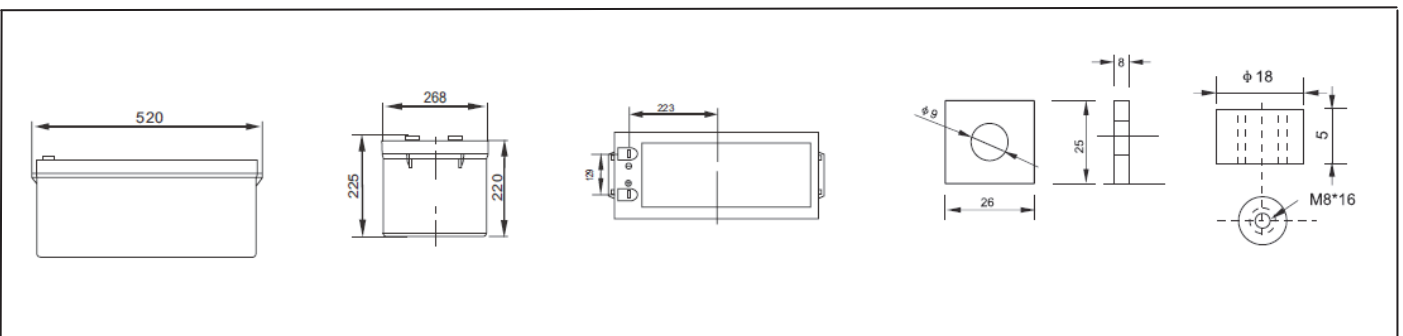
- Electric tools
- Vehicle in place of walking
- Lawn mowers
- Golf trolleys and golf cart
- Power system of special network or local area network
- Electric toys
- Railway and marine systems
- Fire alarms
- Solar and wind power system
- Electric wheelchairs
- Medical equipment



SPECIFICATIONS

Model	Nominal Voltage	12V		
	Rated Capacity (20Hr rate)	300Ah		
Dimensions	Length	Width	Height	Total Height
	520mm (20.47")	268mm (10.55")	220mm (8.66")	240mm (9.45")
Weight	Approx. 68.3kg(150.58lbs) ± 3%			
Capacity @25°C (77°F)	100 Hour (3A,10.8V)	10 Hour (25A,10.8V)	5 Hour (42A,10.5V)	1 Hour (140A,9.6V)
	300Ah	250Ah	210Ah	140Ah
Internal Resistance	Fully charged at 25°C, approx. 5.0mΩ			
Max. Discharge current	2500A (5 Sec.)			
Capacity Affected by Temp. (20Hr)	40°C (104°F)	25°C (77°F)	0°C (32°F)	-15°C (5°F)
	102%	100%	85%	65%
Self Discharge Rate @25°C (77°F)	After 3 months Storage	After 6 months Storage	After 12 months Storage	
	91%	82%	64%	
Charge Method	Cycle Use		Float Charging	
	14.1-14.4V (Initial current less than 83A) @25°C (77°F)		13.5-13.8V@25°C (77°F)	

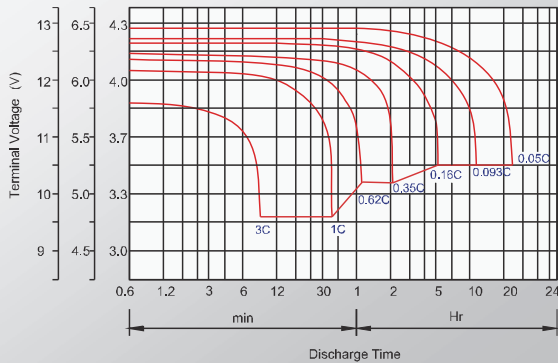
DIMENSIONS & TERMINALS



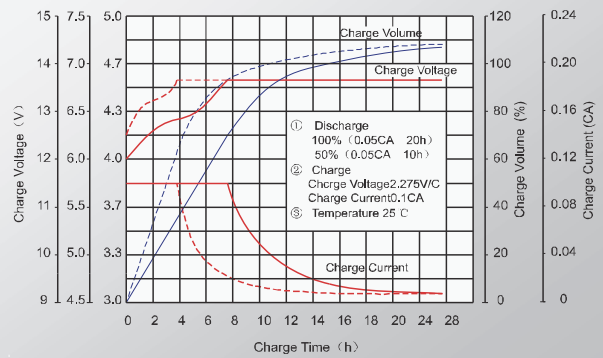
PERFORMANCE CHARACTERISTICS

Constant Current (Amp.) and Constant Power (Watt) Discharge Table @25°C (77°F)													
Cell Voltage	Time	5min	10min	15min	30min	1hr	2hr	3hr	4hr	5hr	8hr	10hr	20hr
9.60V	A	737.00	485.00	391.00	262.00	138.00	81.00	59.10	46.00	38.00	26.90	24.20	13.00
	W	7603.00	5183.00	4195.00	2819.00	1490.00	884.00	657.90	517.50	431.50	308.40	278.90	151.60
10.20V	A	713.00	438.00	368.00	251.00	130.00	77.00	57.50	44.90	37.30	26.20	23.70	12.70
	W	7620.00	4890.00	4123.00	2814.00	1467.00	885.00	665.90	521.50	434.40	306.80	278.30	148.40
10.50V	A	690.00	392.00	322.00	235.00	126.00	75.00	56.10	44.20	36.80	26.00	23.20	12.70
	W	7537.00	4456.00	3677.00	2700.00	1454.00	870.00	653.90	516.70	431.40	305.60	274.90	149.50
10.80V	A	665.00	369.00	299.00	216.00	121.00	73.00	54.70	43.50	35.90	25.30	23.00	12.40
	W	7463.00	4257.00	3450.00	2505.00	1414.00	857.00	645.40	513.30	424.10	299.80	273.40	147.90
11.10V	A	643.00	346.00	276.00	193.00	117.00	71.00	52.90	42.30	35.00	24.60	21.90	11.70
	W	7290.00	4006.00	3218.00	2260.00	1379.00	843.00	628.50	504.00	417.20	294.70	263.80	142.20

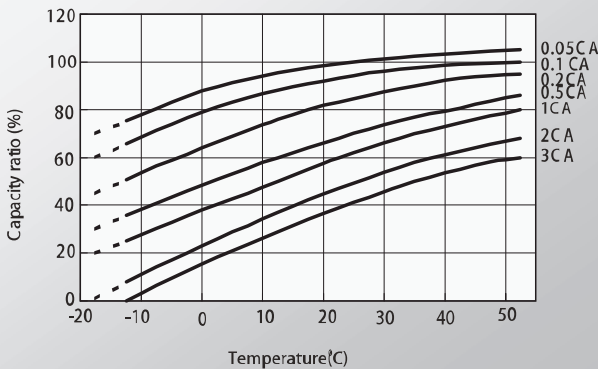
DISCHARGE CHARACTERISTICS



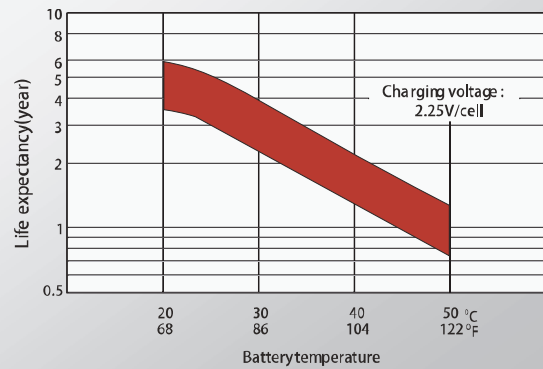
CHARGING CHARACTERISTICS (STANDBY)



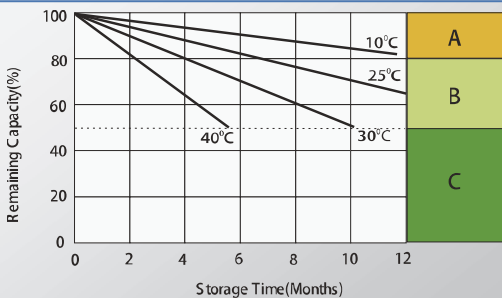
TEMP. EFFECTS IN RELATION TO BATTERY CAPACITY



EFFECT OF TEMP. ON LONG TERM FLOAT DESIGNED LIFE



SELF DISCHARGE CHARACTERISTICS



A. No supplementary charge required. (Carry out supplementary charge before use if 100% capacity is required.)
 B. Supplementary charge required before use. Optional charging way as below:
 1. Charged for above 3 days at limited current 0.25CA and constant voltage 2.25V/cell.
 2. Charged for above 20hours at limited current 0.25CA and constant voltage 2.45V/cell.
 3. Charged for 8-10hours at limited current 0.05CA.
 C. Supplementary charge may often fail to recover the capacity. The battery should never be left standing till this is reached.

CYCLE LIFE IN RELATION TO THE DEPTH OF DISCHARGE

